OP-Private Strategy 50 Fund

31.3.2024

Basic information

Fund category
Balanced funds

Morningstar category
EUR Moderate Allocation - Global

Share class
OP-Private Strategy 50 II A (Acc.)

ISIN
FI4000132667

Benchmark index
no benchmark

Start date	12.5.2015
SFDR Article	8
Share value	206.78 EUR
Fund size	2 801.9 MEUR
Ongoing costs	0.79 %
Minimum subscription	5 000 000 €

Fees

Subscription fee	0.00 %
Redemption fee	0.50 %
Management fee	0.55 %
Performance fee	no

Risk measures, 3y

Sharpe ratio	0.2
Volatility	7.4

Risk level

Higher risk	7
	6
	5
	4
	3
	2
Lower risk	1

Portfolio

Return

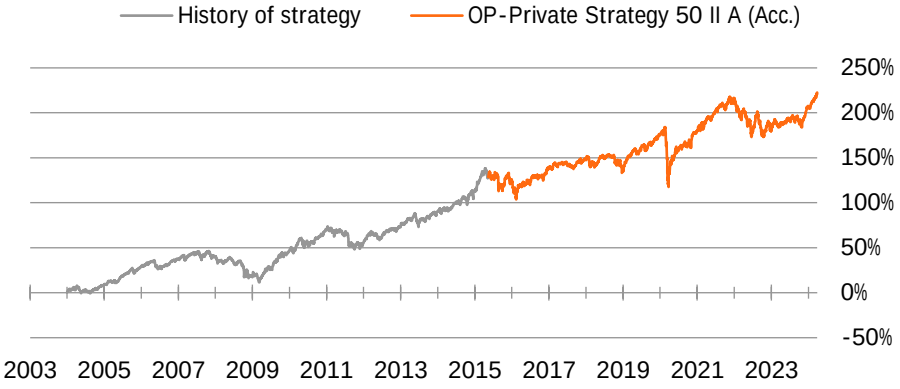

Historical returns after fees

	Fund
1 month	2.2 %
3 months	4.8 %
6 months	11.0 %
Year-to-date	4.8 %
1 year	11.7 %
3 years p.a.	3.4 %
5 years p.a.	4.8 %
10 years p.a.	5.2 %
Since start p.a.	5.9 %

Registered domiciles

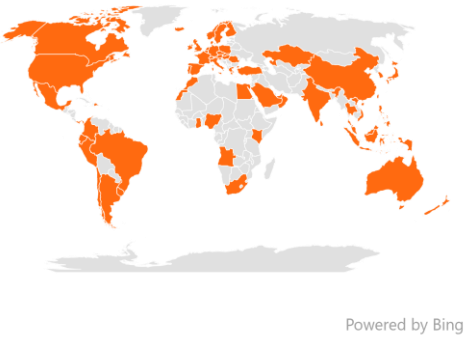

Allocation

Equities	57.2 %
Fixed Income	37.9 %
Real Estate	2.6 %
Other	1.5 %
Cash	1.5 %
Loans	-0.4 %

Largest regions

United States	37.8 %
Japan	6.4 %
Germany	6.3 %
France	5.7 %
Finland	5.5 %
United Kingdom	3.4 %
Netherlands	2.9 %
Italy	2.5 %
Australia	2.2 %
Spain	2.2 %

Largest holdings

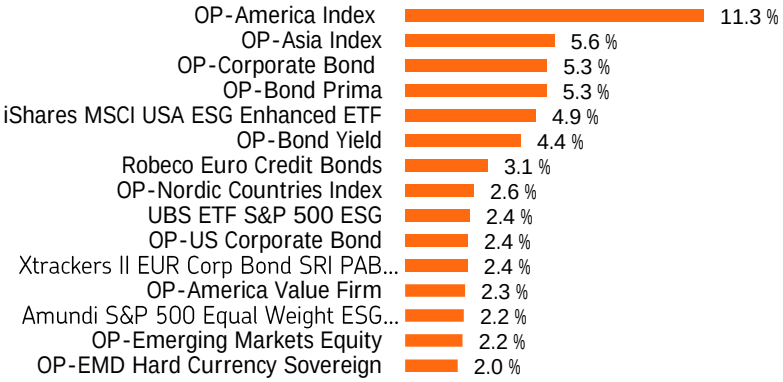

Investment policy

OP-Private Strategy 50 is a balanced fund which mainly invests its assets in international equity and bond markets. The Fund's investments in fixed-income instruments may account for 30–70% of the Fund's value and those in equity-linked instruments for 30–70%. The Fund may also make minor investments in alternative vehicles (e.g. real estate funds, commodity mutual funds and absolute return funds). The Fund makes investments mainly through other mutual funds. In its investment operations, the fund may use derivative instruments in order to hedge against the risk of adverse market movements, to replace direct investments and to promote otherwise effective portfolio management. Derivatives are chiefly used to manage equity and interest rate risks. The Fund diversifies its stock and bond investments on a broad basis among various companies' issuers, since the investments are mainly implemented using funds. The fund is an AIF fund, based on the Alternative Investment Fund Managers Directive, since it may invest in vehicles not available to funds under the UCITS Directive.

The Fund promotes environmental and social characteristics and, to ensure it, uses environmental, social and governance (ESG) analysis and excludes certain investments. For more information about the ESG methods used, see the fund prospectus. The "do no significant harm" principle applies only to those investments underlying the fund that take into account the EU criteria for environmentally sustainable economic activities. The investments underlying the remaining portion of this fund do not take into account the EU criteria for environmentally sustainable economic activities.

Portfolio managers

Harri Kojonen

Responsibility

Responsible investing

The fund complies with OP Asset Management's principles for responsible investment where applicable.

ESG analysis

ESG risk level	A
Total ESG score	7.1
Environment (E)	6.9
Social (S)	5.2
Governance (G)	5.8

The ESG risk level indicates how well the companies included in the portfolio take account of the risks and opportunities related to environmental concerns, social concerns and corporate governance concerns relative to their sector. The companies are scored from 0 to 10 and then divided into seven ESG risk-level categories (AAA–CCC). The higher the score, the better the company included in the portfolio has prepared for ESG risks and opportunities.

Carbon intensity	91.2 greenhouse gas emissions in tonnes / turnover ($M)
Coverage	79.0 %

The portfolio's carbon intensity is the weighted average of the portfolio companies' carbon dioxide intensity. The carbon footprint takes into account companies' greenhouse gas emissions in tonnes at level 1 and level 2 in relation to the company's turnover (million dollars).

Green revenues	5.2 %
Renewable energy	0.8 %
Energy efficiency	3.2 %
Environmentally friendly construction	0.6 %
Sustainable use of water resources	0.2 %
Prevention of pollution	0.2 %

The portfolio's green revenues examines how the portfolio companies' products and services have an impact on the environment. The number describes the proportion of products and services with a positive environmental impact on portfolio companies' turnover.

Distribution of companies' ESG risk levels

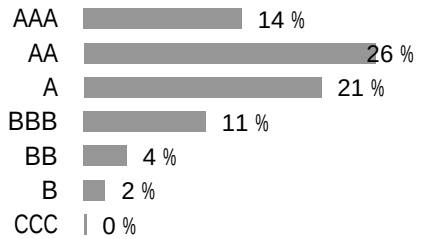

Source: MSCI ESG Research

The portfolio's ESG analysis in relation to reference portfolios

	ESG	Carbon intensity	Green revenues
Portfolio	7.1	91.2	5.2
World	6.8	117.4	6.2
Europe	7.9	86.5	4.6
Finland	8.8	138.5	8.1

The purpose of the monthly report is to provide its readers with information on the funds and their performance. Information provided in the report is no investment advice and no investment decisions should be made based on such information. The Key Investor Information Document for investors and the fund prospectus as well as the fund's annual report and half-yearly report are the documents that investors should read before making any subscription for fund units. Information in this document is not complete and it is updated on a monthly basis. The information in the report is the latest information on the funds at the time of preparing the report. Copying and distributing the information in the report is prohibited. Changes in the report will not be informed separately. OP Fund Management Company Ltd has compiled and provided the information presented in the report. OP Fund Management Company Ltd does not guarantee that the information presented in the report is correct, perfect or up to date or is not liable for any direct or indirect costs, damage or losses that use of the information presented in this material may cause. The star rating in this report is produced by Morningstar and it is updated every month. The historical performance of the funds is no guarantee of future performance. The values of fund units may vary considerably due to the composition of their investments and the methods used in their management. The fund prospectus describes in greater detail the risks associated with the fund. Fund publications regarding the funds are available at op.fi and OP's branches.